



Pennsylvania School Performance Profile



pennsylvania
DEPARTMENT OF EDUCATION

Tom Corbett, Governor | Carolyn C. Dumesq, Acting Secretary

[Select a New County](#) [Return to Previous Page](#)

[Tips for Printing](#)

North Dickinson El Sch (2012 - 2013)

Fast Facts

Scoring

Academic Performance

Compare

School Supports

School Fast Facts

School Specifics

School Name	North Dickinson El Sch
School Address	151 N Dickinson School Rd Carlisle, PA 17013-2239
Website	http://www.carlisleschools.org
Telephone Number	7172406800
Grades Offered	K5H, 1, 2, 3, 4, 5
Title I School	No
Average Years of Educational Experience (Total)	15.50
Average Years of Educational Experience (In LEA)	11.00
Percent of Classes Taught by Highly Qualified Teachers	100.00
School Enrollment	212
Percent of Gifted Students	5.19
Dropout Rate (Percent)	Not Available

Supporting Intermediate Unit

Supporting Intermediate Unit Name	Capital Area IU 15
Supporting Intermediate Unit Website	http://www.caiu.org

Percent Enrollment By Ethnicity

American Indian/Alaskan Native (not Hispanic)	0.00
Asian (not Hispanic)	0.00
Black or African American (not Hispanic)	1.42
Hispanic (any race)	4.25
Multi-Racial (not Hispanic)	3.77
White (not Hispanic)	90.57
Native Hawaiian or other Pacific Islander (not Hispanic)	0.00

Percent Enrollment by Student Groups

Economically Disadvantaged	14.15
English Language Learner	0.00
Special Education	19.81

Percent Enrollment by Gender

Female	45.28
Male	54.72

Link to Supplemental Reports:

School Safety Report	https://www.safeschools.state.pa.us
Special Education Data Report	http://penndata.hbg.psu.edu
State Audit	http://www.auditorgen.state.pa.us/Reports/School.html

Please visit the school website for programs offered and additional information.

[Select a New County](#) [Return to Previous Page](#)



Pennsylvania Department of Education
333 Market Street
Harrisburg, PA 17103

[Research](#) | [Glossary of Terms](#) | [FAQs](#) | [Contact Us](#) | [Data Files](#)

Main Information Number: 717-783-6788
TTY Number: 717-783-8445

Copyright © 2013 Commonwealth of Pennsylvania



Pennsylvania School Performance Profile



pennsylvania
DEPARTMENT OF EDUCATION

Tom Corbett, Governor | Carolyn C. Dumesq, Acting Secretary

[Select a New County](#) [Return to Previous Page](#)

[Tips for Printing](#)

North Dickinson El Sch (2012 - 2013)

Fast Facts

Scoring

Academic Performance

Compare

School Supports

Building Level Academic Score

89.1

Select View Calculation below to see the detailed calculation used to determine the building level academic score.

[View Calculation](#)

Federal Accountability Designation

Non-Title I School: Not Applicable

[Federal Accountability Descriptions](#)

Required Federal Reporting www.esaefedreport.com
Measures

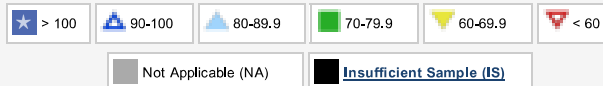
Academic Performance Fast Facts

(Select any data element for its definition.)

PSSA/Keystone Proficiency Reported	3,4,5
Test Participation Rate: Mathematics/Algebra I - All Students	99.2
Test Participation Rate: Reading/Literature - All Students	99.2
Test Participation Rate: Science/Biology - All Students	100.0
Test Participation Rate: Writing - All Students	95.7
Students Eligible for Opportunity Scholarship Tax Credit Program	No
SAT Subject Scores (Averages)	
Math	NA
Reading	NA
Writing	NA
ACT Subject Scores (Averages)	
Math	NA
Reading	NA
English	NA
Science	NA







Academic Performance Data

(This data is used to determine the building level academic score.)



(Select any data element for further detail.)

Data Element	Performance Measure
Indicators of Academic Achievement	
Mathematics/Algebra I - Percent Proficient or Advanced on PSSA/Keystone	84.48
Reading/Literature - Percent Proficient or Advanced on PSSA/Keystone	84.48
Science/Biology - Percent Proficient or Advanced on PSSA/Keystone	91.43
Writing - Percent Proficient or Advanced on PSSA	86.36
Industry Standards-Based Competency Assessments - Percent Competent or Advanced	NA
Grade 3 Reading - Percent Proficient or Advanced on PSSA	91.67
SAT/ACT College Ready Benchmark	NA
Indicators of Closing the Achievement Gap - All Students	
Mathematics/Algebra I - Percent of Required Gap Closure Met	NA
Reading/Literature - Percent of Required Gap Closure Met	NA
Science/Biology - Percent of Required Gap Closure Met	NA
Writing - Percent of Required Gap Closure Met	NA
Indicators of Closing the Achievement Gap - Historically Underperforming Students *	
Mathematics/Algebra I - Percent of Required Gap Closure Met	NA
Reading/Literature - Percent of Required Gap Closure Met	NA
Science/Biology - Percent of Required Gap Closure Met	NA
Writing - Percent of Required Gap Closure Met	NA
Indicators of Academic Growth/PVAAS	
Keystone Exam Scores (if applicable) Included in PVAAS Calculations	Yes
Mathematics/Algebra I - Meeting Annual Academic Growth Expectations	90.00
Reading/Literature - Meeting Annual Academic Growth Expectations	79.00
Science/Biology - Meeting Annual Academic Growth Expectations	97.00
Writing - Meeting Annual Academic Growth Expectations	78.00
Other Academic Indicators	

Cohort Graduation Rate		NA
Promotion Rate **		NA
Attendance Rate		96.37
Advanced Placement, International Baccalaureate Diploma, or College Credit		NA
PSAT/Plan Participation		NA
Extra Credit for Advanced Achievement		
Percent PSSA/Keystone Advanced - Mathematics/Algebra I		56.90
Percent PSSA/Keystone Advanced - Reading/Literature		46.55
Percent PSSA/Keystone Advanced - Science/Biology		60.00
Percent PSSA Advanced - Writing		0.00
Percent Advanced - Industry Standards-Based Competency Assessments		NA
Percent 3 or Higher on an Advanced Placement Exam		NA
* Indicators of closing the achievement gap will be included in 2013 - 2014		
** Promotion Rate will be included in 2013-2014		
 View Calculation		

 [Select a New County](#)  [Return to Previous Page](#)



Pennsylvania Department of Education
333 Market Street
Harrisburg, PA 17103

Main Information Number: 717-783-6788
TTY Number: 717-783-8445

[Research](#) | [Glossary of Terms](#) | [FAQs](#) | [Contact Us](#) | [Data Files](#)

Copyright © 2013 Commonwealth of Pennsylvania